


**HAMPTON**  
PRE-PREP & PREP SCHOOL

**L**eadership for  
**I**ndependence,  
**O**pportunities to  
**N**urture



**Bronze, Silver & Gold Awards**

## What is the Leadership for Independence Opportunities to Nurture Scheme?

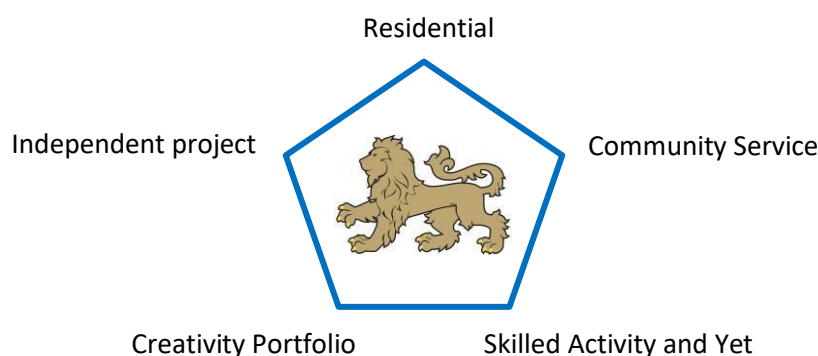
The Hampton Prep Leadership for Independence Opportunities to Nurture Scheme is an exciting programme available to all children in Years 3, 4 and 5 that is specifically designed to give children in the scheme the chance to acquire and develop skills and experiences in different areas.

### Three Levels of Award

All pupils will participate in the scheme in Years 3, 4 and 5. There are three levels to the scheme (Year 3 will tackle the Bronze Award, Year 4 Silver Award and Year 5 the Gold Award). The main difference between the levels are the time it will take to complete them, the challenges involved and opportunities available in relation to the age you need to be to take part.

### Sections

There are five different sections to the scheme and you achieve your award by completing a personal programme of activities specifically designed by you with help from your parents, teachers and Deputy Head Pastoral. To complete your respective level by the end of the year you will need to make regular contributions to your Log Book, as opposed to trying to complete whole sections in one lump sum.



The Scheme is a great challenge and a superb opportunity for you to develop skills and set personal targets. You have the chance to choose how to structure your award and what activities to get involved in and learn about. Every section you complete allows you to acquire new skills, make new friends, challenge yourself and develop your talents and passions. You will enjoy many new experiences and achieving an award will build your confidence and give you something to talk about when you seek a place at senior school.

### Guidance and Support

It is important to note that the key skills that the award scheme is aiming to develop are **independence, initiative and self-reliance** and the challenge is therefore very much on you to make sure that you identify the activities you want to get involved in, that you spend the allocated time on these activities on a regular basis, that you keep your log book updated and that you take a proactive approach to completing your award in general. Much of the work you will do to complete the scheme will actually take place outside school and therefore you will need your parents' help and support along the way.

Your Champion (any adult at school) will guide and support you through your award and it is with them that you will meet and discuss the design and contents of your personal scheme before embarking on it. They along with the LION Ambassadors, Form and House Tutors as well as the Deputy Head Pastoral will then support and encourage you along the way and monitor how you are getting along and whether you are on target to complete the award.

**Leadership for Independence, Opportunities to Nurture**

**Bronze, Silver & Gold Awards**

What is required to successfully complete each level of the award.

|   | Bronze - Year 3 | Silver - Year 4                               | Gold – Year 5  |
|---|-----------------|---|--|
| <b>Residential (<i>currently on hold due to COVID-19</i>)</b> | 2 nights        | 4 nights<br>(two consecutively)               | 6 nights<br>(four consecutively)                                   |
| <b>Community Service</b>                                      | 4 hours         | 6 hours                                       | 8 hours  |
| <b>Skilled Activity &amp; YET!</b>                            | 5 hours each    | 7 hours each                                  | 10 hours each  |
| <b>Creativity Portfolio</b>                                   | 4 hours         | 6 hours                                       | 8 hours  |
| <b>Project</b>  | Open Homework   | Open Homework<br>Independent research project | Open homework<br>Independent research project with<br>presentation |

## How do I enter the scheme?

All pupil in Years 3, 4 and 5 will start the scheme in September. Your teachers will have an initial discussion with you to encourage, motivate and talk you through the level of commitment needed to achieve an award.

### Section 1: Residential

#### ***(Currently on hold due to COVID-19 restrictions)***

This exciting opportunity to be away from home and school on an over-night trip, working together with your peers in a new environment, challenging your own physical abilities and learning the importance of self-reliance and independence is a hugely beneficial one.

|        |  |                  |
|--------|--|------------------|
| Bronze | 2 nights away from home in total                     | E.g. Hooke Court |
| Silver | 4 nights in total, 2 of which have to be consecutive | E.g. Ufton Court |
| Gold   | 6 nights in total, 4 of which have to be consecutive | E.g. PGL         |

Scout camps, sport tours or other sleepover activities can be included (i.e. not staying with a close family relative). Please tell your Champion and record the entry in your Log Book.

Our School trips encourage you to be thoughtful, determined, supportive, and act as part of a team. Your Trip Leaders will discuss how you have performed on the trip and whether you have met the criteria for that award. Comments will then be added to your Log Book.

You will also be expected to reflect on your residential expedition and to complete a section in your Log Book. Your thoughts might be based upon the following questions: I Liked, I loved, I achieved, I was challenged by, I would change, I learnt and I improved.

*Skills Focus: Endurance, Resilience, Leadership and Teamwork*

## Section 2: Community Service

This section involves you volunteering in school and being involved in charity work. The Gold Award also requires you to volunteer in the local community and give your time to help others. Service is a key part of the **Leadership for Independence, Opportunities to Nurture Scheme** as it gives you the opportunity to become a contributing citizen and use your energy, hard work and skills to give service to others or the community. Becoming a school monitor, librarian, School Council representative or a Junior Safety Officer are also good ways to demonstrate commitment, support your community and develop leadership skills. You may choose to spend time cutting an elderly neighbour's grass, picking up litter, walk or care for a pet, help in a care home, reading to a brother or sister, playing music for your community, fundraising for charity, clearing snow, or raising awareness about a cause that matters to you or even read or write stories to children in our Kindergarten. Whatever you choose to do, you will need to think creatively about how you can help or be of service to others. You can discuss ideas for this with your Champion and friends but you will need also gain the support of your parents as it is most likely that you will need to complete your "Service" outside school and probably during the holidays.

|        |          |   |
|--------|----------|---|
| Bronze | 4+ hours | A school-based activity   |
| Silver | 6+ hours | A school-based activity and a school community idea             |
| Gold   | 8+ hours | A school-based activity and an independent community-based idea |

*Skills Focus: Empathy, Community, Mindfulness*

**Section 3: Skilled Activity****Section 4: YET!**

The Skilled Activity and YET! sections are all about having the chance to develop skills that you can use long after you leave Hampton Prep. To complete this section, you must complete both areas:

- ✓ **Skilled Activity** - spend time improving an activity or interest that you already have and
- ✓ **YET!** – spend time learning a skill or in an activity that you have not previously attempted.

To achieve the award in both Skilled and YET! sections you may must choose an activity that interests you and then show a regular commitment to it. You will need to get your Log Book initialed and dated by an adult involved in overseeing the activity to show that you have accrued the amount of time needed to meet the conditions for your level.

You need to achieve the time for both the Skilled and YET! sections

|        |               |                  |
|--------|---------------|------------------|
| Bronze | 5 hours each  | Skilled and YET! |
| Silver | 7 hours each  | Skilled and YET! |
| Gold   | 10 hours each | Skilled and YET! |

Below is a list of ideas you might like to consider in either section but there are hundreds of other options you could consider. Speak to your parents and Champion so you can agree a skilled activity and YET! challenge that would suit you and how you are going to go about accruing the hours needed for the award.

**Skilled Activity and YET! ideas**

**All School Co-Curricular Clubs or organised clubs outside of school qualify as well.**

| <b>Animals</b>            | <b>Music</b>                   | <b>Sports/Games/Collecting</b> |
|---------------------------|--------------------------------|--------------------------------|
| Aquarium Keeping          | Composing                      | Chess                          |
| Bird Watching             | Church Choir                   | Cycling                        |
| Equestrianism             | Music Clubs                    | Fishing                        |
| Farming                   | Playing an instrument          | Skiing                         |
| Keeping pets              | Playing in a band or orchestra | Model Making                   |
|                           |                                | Coin Collecting                |
| <b>Creative Arts</b>      | <b>Nature</b>                  | Stamps                         |
| Home Baking               | Conservation                   | Genealogy                      |
| Craft, DT or Art Clubs    | Gardening                      | Yoga                           |
| Cookery Club              | Allotments                     |                                |
| DIY                       | Vegetable / Plant Growing      | Sport (outside school)         |
| Jewellery Making          |                                | School (club)                  |
| Photography               | <b>Performing Arts</b>         |                                |
| Woodwork                  | Acting                         | <b>Science/Technology</b>      |
| Sewing/Knitting           | Singing                        | Biology                        |
| Animation and film making | Journalism                     | Botany                         |
|                           |                                | Chemistry                      |
| Public Speaking           |                                | Electronics                    |
| Weekend Theatre Group     |                                | Website Design                 |
| Dance Club                |                                | Vlog, Blogs and Podcasts       |

*Skills Focus: Self-discipline, Commitment, Expertise, Challenge*

## Section 5: Creativity Portfolio

The Creativity portfolio part of the scheme is specifically designed to give you the chance to hone and develop independent research and creative skills in several different areas. Creativity is not just about being good at Art. You can think of creativity in its widest sense as producing a portfolio of work or ideas that are original. It may be a series of short films, stories for a specific audience, sketches and drawings on a particular theme, a selection of pieces for an instrument that you have learnt and perfected, a number of dance or gymnastics routines that you have designed and mastered, a play that you have written, some scientific experiments that have led you to new discoveries or a design & technology project. This is a broad category to give you as much free rein as possible, but, either way, you will need to show evidence that your portfolio has been carefully designed and thought through, and that you have spent a certain amount of time putting it together.

|        |              |                                    |
|--------|--------------|------------------------------------|
| Bronze | 4 hours each | The only limit is your imagination |
| Silver | 6 hours each |                                    |
| Gold   | 8 hours each |                                    |

Bronze Award - 4 hours

Silver Award - 6 hours

Gold Award - 8 hours

### Category ideas – there are many more than these – let your imagination run free

|                   |   |
|-------------------|---|
| English           | Creative writing, poetry  |
| Drama             | Acting, staging, scenery painting   |
| Art               | Painting, drawing, ceramics   |
| Music             | Singing, orchestra, band, performance   |
| Dance             | Designing routines, performing  |
| Design Technology | Project based work  |
| Science           | Designing or conducting experiments   |
| ICT               | Films, power-point, blogs, podcasts etc.                                      |
| Sport             | Gymnastic or dance routines, scooter or bike skills, martial arts disciplines |

*Skills Focus: Self-expression, Creativity, Confidence*

## Section 6: Project

The Project section is a chance for you to demonstrate your ability to work independently. Successful completion of Open Homework is all part of the scheme. Open Homework is set by the School in the Autumn term and it will be explained by your Form Teachers.

To successfully complete the Bronze Award, you must complete your Open Homework task. To successfully complete the section for Silver you must also produce a piece of research or writing on a topic related to your Humanities work. To complete the Gold Award, you must also make it into an interesting talk for your peer group. The talk needs to be between 2 to 5 minutes and provide an opportunity for a question and answer session at the end.

The topics for this year are:

**Year 4 – Tudor Britain** - *What was life like for ordinary people.*

– **Rivers** – *Why people settle on rivers.*

**Year 5 – Work and education in Victorian Britain** - *The effect on both adults and children.*

– **Natural disasters** - *Looking at examples of specific incidents of these activities and their impact on human settlements.*


How you decide to organise, research and present your work will be up to you. Exactly what you will choose to base your project on is also your decision; however, it may be best to check with your Humanities teacher to ensure the topic is viable.

|        |               |   |
|--------|---------------|---|
| Bronze | Open Homework | –   |
| Silver | Open Homework | Self –led independent research project                  |
| Gold   | Open Homework | Self –led independent research project and presentation |

*Skills Focus: Research, Presentation, Organisation*



***Leadership for  
Independence  
Opportunities to  
Nurture***



**Year 3: Bronze Award  
Record of Achievement**

**Section 1:**  
**RESIDENTIAL LOG, ASSESSMENT and REFLECTION (1)**

Location of Residential trip: .....

Dates of Residential trip: .....

Staff on trip: .....

**RESIDENTIAL ASSESSMENT (Tick relevant box)**

|  | Limited | Fair | Good | Very Good | Excellent |
|--|---------|------|------|-----------|-----------|
|  | 1       | 2    | 3    | 4         | 5         |
| How well did the pupil cope with the demands of the trip?            |         |      |      |           |           |
| What level of team-working skills did the pupil exhibit on the trip? |         |      |      |           |           |
| What kind of leadership skills did the pupil show during the trip?   |         |      |      |           |           |
| <u>In Summary</u> , how well did the pupil perform on the trip?      |         |      |      |           |           |

**Trip Leader comments:**

.....

.....

.....

.....

.....

.....

.....

.....

.....

**Signed by Trip Leader:** .....

**Pupil's reflections on the expedition (1) – use the prompts below to help you (I liked, I loved, I achieved, I was challenged by, I would change, I learnt, I improved).**

.....

.....

.....

.....

.....

.....

.....

.....

.....

.....

.....

.....

.....

.....

.....

.....

.....

.....

.....

.....

.....

.....

.....

**Other overnight or residential experiences**

| Trip/ Event | Dates | Signed |
|-------------|-------|--------|
|             |       |        |
|             |       |        |
|             |       |        |

**Section 2:**  
**COMMUNITY SERVICE LOG and SELF ASSESSMENT**  
*(to be completed by the adult overseeing the activity)*

Type of Community Service: .....

Service Observer: .....

| Dates of service: | Time in Service | Signed (Initials) | Dates of service: | Time in Service | Signed (Initials) |
|-------------------|-----------------|-------------------|-------------------|-----------------|-------------------|
|                   |                 |                   |                   |                 |                   |
|                   |                 |                   |                   |                 |                   |
|                   |                 |                   |                   |                 |                   |
|                   |                 |                   |                   |                 |                   |

**Pupil's reflections on their service - use the questions below to help you.**  
**(What did I do? How did I feel? How did it help? What have I gained from my experience?)**

.....

.....

.....

.....

.....

.....

.....

.....

.....

.....

**Section 3:**

**SKILLED ACTIVITY LOG and SELF ASSESSMENT**

*(to be completed by an adult involved)*

Location / type of skill developed: .....

Skill Observer: .....

| Dates of training: | Time in Service | Signed (Initials) | Dates of service: | Time in Service | Signed (Initials) |
|--------------------|-----------------|-------------------|-------------------|-----------------|-------------------|
|                    |                 |                   |                   |                 |                   |
|                    |                 |                   |                   |                 |                   |
|                    |                 |                   |                   |                 |                   |
|                    |                 |                   |                   |                 |                   |
|                    |                 |                   |                   |                 |                   |
|                    |                 |                   |                   |                 |                   |
|                    |                 |                   |                   |                 |                   |

**Pupil's reflections on their skill development - use the questions below to help you.  
(What did I do? How did I feel? How have I improved? What have I gained from my commitment?)**

.....

.....

.....

.....

.....

.....

.....

.....

.....

.....

.....

.....

.....

.....

.....

.....

.....

.....

.....

.....

.....

**Section 4:**

**YET! ACTIVITY LOG and SELF ASSESSMENT**

**Location / type of skill developed:** .....

**Skill Observer:** .....

| <b>Dates of training:</b> | <b>Time in Service</b> | <b>Signed (Initials)</b> | <b>Dates of service:</b> | <b>Time in Service</b> | <b>Signed (Initials)</b> |
|---------------------------|------------------------|--------------------------|--------------------------|------------------------|--------------------------|
|                           |                        |                          |                          |                        |                          |
|                           |                        |                          |                          |                        |                          |
|                           |                        |                          |                          |                        |                          |
|                           |                        |                          |                          |                        |                          |
|                           |                        |                          |                          |                        |                          |
|                           |                        |                          |                          |                        |                          |

**Pupil's reflections on their skill development - use the questions below to help you.  
(What did I do? How did I feel? How have I improved? What have I gained from my commitment?)**

.....

.....

.....

.....

.....

.....

.....

.....

.....

.....

.....

.....

.....

.....

.....

.....

.....

.....

.....

.....

.....

**Section 5:**

**CREATIVITY LOG – This is to be completed individually.**

**Please provide evidence that demonstrates your work. It could be a series of photographs, a link to a film, a presentation or performance to the class or a teacher. A programme of an event you participated in.**

**Area of Creativity** .....

**I have created a** .....

**I presented it or showed it to** ..... **Date**.....

**Staff or other adult's signature** .....

**Please add your thoughts below. (You might want to include the following; What inspired my topic? What were the challenges? How did I overcome them? What did I enjoy? Would I change anything?)**

.....

.....

.....

.....

.....

.....

.....

.....

.....

**Section 6:  
PROJECT**

**Open Homework completed Yes / No**

**Topic** .....

**Date I handed it in** .....

**I handed it to** .....

**Staff Initial** .....



**Please complete the two Success Criteria**

**Pupil's classmate**

**What did we learn from the Open Homework? .....**

.....

**What was the WOW part of the Open Homework? .....**

.....

**How could it be improved? .....**

.....

.....

**Author**

**Why did I choose Open Homework topic? .....**

.....

**What was the best part of my project work? .....**


.....

**How will I improve my next project? .....**

.....

.....

**L**eadership for  
**I**ndependence,  
**O**pportunities to  
**N**urture



**Year 4: Silver Award  
Record of Achievement**

**Section 1:**

**RESIDENTIAL LOG, ASSESSMENT and REFLECTION (1)**

**Location of Residential trip:** .....

**Dates of Residential trip:** .....

**Staff on trip:** .....

**RESIDENTIAL ASSESSMENT (*Tick relevant box*)**

|  | Limited | Fair | Good | Very Good | Excellent |
|--|---------|------|------|-----------|-----------|
|  | 1       | 2    | 3    | 4         | 5         |
| How well did the pupil cope with the demands of the trip?            |         |      |      |           |           |
| What level of team-working skills did the pupil exhibit on the trip? |         |      |      |           |           |
| What kind of leadership skills did the pupil show during the trip?   |         |      |      |           |           |
| <u>In Summary</u> , how well did the pupil perform on the trip?      |         |      |      |           |           |

**Trip Leader comments:**

.....

.....

.....

.....

.....

.....

.....

.....

.....

.....

**Signed by Trip Leader:** .....



**Other overnight or residential experiences**

| Trip/ Event | Dates | Signed |
|-------------|-------|--------|
|             |       |        |
|             |       |        |
|             |       |        |

**RESIDENTIAL LOG, ASSESSMENT and REFLECTION (2)**

*(to be completed by Trip Leader)*

Location of Residential trip: .....

Dates of Residential trip: .....

Staff on trip: .....

**RESIDENTIAL ASSESSMENT** *(Tick relevant box)*

|  | Limited | Fair | Good | Very Good | Excellent |
|--|---------|------|------|-----------|-----------|
|  | 1       | 2    | 3    | 4         | 5         |
| How well did the pupil cope with the demands of the trip?            |         |      |      |           |           |
|  |         |      |      |           |           |
| What level of team-working skills did the pupil exhibit on the trip? |         |      |      |           |           |
|  |         |      |      |           |           |
| What kind of leadership skills did the pupil show during the trip?   |         |      |      |           |           |
|  |         |      |      |           |           |
| <b>In Summary</b> , how well did the pupil perform on the trip?      |         |      |      |           |           |

**Trip Leader comments:**

.....

.....

.....

.....

.....

.....

.....

**Signed by Host or trip leader:** .....



**Section 2:**

**COMMUNITY SERVICE LOG AND ASSESSMENT**

*(to be completed by the adult overseeing the activity)*

Type of Community Service: .....

Service Observer: .....

| Dates of service: | of | Time in Service | in | Signed (Initials) | Dates of service: | of | Time in Service | in | Signed (Initials) |
|-------------------|----|-----------------|----|-------------------|-------------------|----|-----------------|----|-------------------|
|                   |    |                 |    |                   |                   |    |                 |    |                   |
|                   |    |                 |    |                   |                   |    |                 |    |                   |
|                   |    |                 |    |                   |                   |    |                 |    |                   |
|                   |    |                 |    |                   |                   |    |                 |    |                   |
|                   |    |                 |    |                   |                   |    |                 |    |                   |
|                   |    |                 |    |                   |                   |    |                 |    |                   |
|                   |    |                 |    |                   |                   |    |                 |    |                   |

Types of Leadership Opportunities: .....

Service Observer: .....

**Pupil's reflections on their service - use the questions below to help you.**

**(What did I do? How did I feel? How did it help? What have I gained from my experience?)**

.....

.....

.....

.....

.....

.....

.....

.....

.....

.....

**Section 3:**

**SKILLED ACTIVITY LOG and SELF ASSESSMENT**

*(to be completed by an adult involved)*

Location / type of skill developed: .....

Skill Observer: .....

| Dates of training: | Time in Service | Signed (Initials) | Dates of service: | Time in Service | Signed (Initials) |
|--------------------|-----------------|-------------------|-------------------|-----------------|-------------------|
|                    |                 |                   |                   |                 |                   |
|                    |                 |                   |                   |                 |                   |
|                    |                 |                   |                   |                 |                   |
|                    |                 |                   |                   |                 |                   |
|                    |                 |                   |                   |                 |                   |
|                    |                 |                   |                   |                 |                   |
|                    |                 |                   |                   |                 |                   |

**Pupil's reflections on their skill development - use the questions below to help you.  
(What did I do? How did I feel? How have I improved? What have I gained from my commitment?)**

.....

.....

.....

.....

.....

.....

.....

.....

.....

.....

.....

.....

.....

.....

.....

.....

.....

.....

.....

.....

.....

.....



**Section 4:**

**YET! ACTIVITY LOG and SELF ASSESSMENT**

*(to be completed by an adult involved)*

Location / type of skill developed: .....

Skill Observer: .....

| Dates of training: | Time in Service | Signed (Initials) | Dates of service: | Time in Service | Signed (Initials) |
|--------------------|-----------------|-------------------|-------------------|-----------------|-------------------|
|                    |                 |                   |                   |                 |                   |
|                    |                 |                   |                   |                 |                   |
|                    |                 |                   |                   |                 |                   |
|                    |                 |                   |                   |                 |                   |
|                    |                 |                   |                   |                 |                   |
|                    |                 |                   |                   |                 |                   |

**Pupil's reflections on their skill development - use the questions below to help you.  
(What did I do? How did I feel? How have I improved? What have I gained from my commitment?)**

.....

.....

.....

.....

.....

.....

.....

.....

.....

.....

.....

.....

.....

.....

.....

.....

.....

.....

.....

.....

.....

**Section 5:  
CREATIVITY LOG**

**Area of Creativity** .....

**I have created a** .....

**I presented it or showed it to** ..... **Date** .....

**Staff or other adults' signature** .....

**Please add your thoughts below.**

**(You might want to include the following - What inspired my topic? What were the challenges? How did I overcome them? What did I enjoy? Would I change anything?)**

.....  
.....  
.....  
.....  
.....  
.....  
.....  
.....  
.....

**Section 6:  
PROJECT**

**Open Homework completed    Yes / No**

**IRP Topic**                    .....

**Date Completed** .....

**I handed it to** .....

**Staff Initial** .....

**Please complete the two Success Criteria**

**Pupil's classmate**

**What did we learn from the project? .....**

.....

**What was the WOW part of the project? .....**

.....

**How could he improve the project? .....**

.....

.....

**Author**

**Why did I choose my project topic? .....**

.....

**What was the best part of my project work? .....**


.....

**How will I improve my next project? .....**

.....

.....

***L*eadership for  
*I*ndependence,  
*O*pportunities to  
*N*urture**



**Year 5: Gold Award  
Record of Achievement**

**Section 1:**

**RESIDENTIAL LOG, ASSESSMENT and REFLECTION (1)**

*(to be completed by Trip Leader)*

Location of Residential trip: .....

Dates of Residential trip: .....

Staff on trip: .....

**RESIDENTIAL ASSESSMENT (Tick relevant box)**

|  | Limited | Fair | Good | Very Good | Excellent |
|--|---------|------|------|-----------|-----------|
|  | 1       | 2    | 3    | 4         | 5         |
| How well did the pupil cope with the demands of the trip?            |         |      |      |           |           |
| What level of team-working skills did the pupil exhibit on the trip? |         |      |      |           |           |
| What kind of leadership skills did the pupil show during the trip?   |         |      |      |           |           |
| <b>In Summary</b> , how well did the pupil perform on the trip?      |         |      |      |           |           |

**Trip Leader comments:**

.....

.....

.....

.....

.....

.....

.....

.....

.....

**Signed by Trip Leader:** .....



**Other overnight or residential experiences**

| Trip/ Event | Dates | Signed |
|-------------|-------|--------|
|             |       |        |
|             |       |        |
|             |       |        |

**RESIDENTIAL LOG AND ASSESSMENT (2)**

*(to be completed by Trip Leader)*

Location of Residential trip: .....

Dates of Residential trip: .....

Staff on trip: .....

**RESIDENTIAL ASSESSMENT** *(Tick relevant box)*

|  | Limited | Fair | Good | Very Good | Excellent |
|--|---------|------|------|-----------|-----------|
|  | 1       | 2    | 3    | 4         | 5         |
| How well did the pupil cope with the demands of the trip?            |         |      |      |           |           |
|  |         |      |      |           |           |
| What level of team-working skills did the pupil exhibit on the trip? |         |      |      |           |           |
|  |         |      |      |           |           |
| What kind of leadership skills did the pupil show during the trip?   |         |      |      |           |           |
|  |         |      |      |           |           |
| <b>In Summary, how well did the pupil perform on the trip?</b>       |         |      |      |           |           |

**Trip Leader comments:**

.....

.....

.....

.....

.....

.....

.....

**Signed by Host or trip leader:** .....





**Section 2:**

**COMMUNITY SERVICE LOG and SELF ASSESSMENT**

*(to be completed by the adult overseeing the activity)*

Type of Community Service: .....

Service Observer: .....

| Dates of service: | Time in Service | Signed (Initials) | Dates of service: | Time in Service | Signed (Initials) |
|-------------------|-----------------|-------------------|-------------------|-----------------|-------------------|
|                   |                 |                   |                   |                 |                   |
|                   |                 |                   |                   |                 |                   |
|                   |                 |                   |                   |                 |                   |
|                   |                 |                   |                   |                 |                   |
|                   |                 |                   |                   |                 |                   |
|                   |                 |                   |                   |                 |                   |
|                   |                 |                   |                   |                 |                   |

Types of Leadership Opportunities: .....

Service Observer: .....

**Pupil's reflections on their service - use the questions below to help you.**

**(What did I do? How did I feel? How did it help? What have I gained from my experience?)**

.....

.....

.....

.....

.....

.....

.....

.....

.....

.....

.....

.....

.....

.....

.....

.....

.....

.....

.....

.....

.....

.....

**Section 3:**

**SKILLED ACTIVITY LOG AND ASSESSMENT**

*(to be completed by an adult involved)*

Location / type of skill developed: .....

Skill Observer: .....

| Dates of training: | Time in Service | Signed (Initials) | Dates of service: | Time in Service | Signed (Initials) |
|--------------------|-----------------|-------------------|-------------------|-----------------|-------------------|
|                    |                 |                   |                   |                 |                   |
|                    |                 |                   |                   |                 |                   |
|                    |                 |                   |                   |                 |                   |
|                    |                 |                   |                   |                 |                   |
|                    |                 |                   |                   |                 |                   |
|                    |                 |                   |                   |                 |                   |
|                    |                 |                   |                   |                 |                   |
|                    |                 |                   |                   |                 |                   |

**Pupil’s reflections on their skill development - use the questions below to help you.  
 (What did I do? How did I feel? How have I improved? What have I gained from my commitment?)**

.....

.....

.....

.....

.....

.....

.....

.....

.....

.....

.....

.....

.....

.....

.....

.....

.....

.....

.....

**Section 4:**

**YET! ACTIVITY LOG and SELF ASSESSMENT**

*(to be completed by an adult involved)*

Location / type of skill developed: .....

Skill Observer: .....

| Dates of training: | Time in Service | Signed (Initials) | Dates of service: | Time in Service | Signed (Initials) |
|--------------------|-----------------|-------------------|-------------------|-----------------|-------------------|
|                    |                 |                   |                   |                 |                   |
|                    |                 |                   |                   |                 |                   |
|                    |                 |                   |                   |                 |                   |
|                    |                 |                   |                   |                 |                   |
|                    |                 |                   |                   |                 |                   |
|                    |                 |                   |                   |                 |                   |

**Pupil's reflections on their skill development - use the questions below to help you.**

**(What did I do? How did I feel? How have I improved? What have I gained from my commitment?)**

.....

.....

.....

.....

.....

.....

.....

.....

.....

.....

.....

.....

.....

.....

.....

.....

.....

.....

**Section 5:  
CREATIVITY LOG**

**Area of Creativity** .....

**I have created a** .....

**I presented it or showed it to** ..... **Date** .....

**Staff or other adults' signature** .....

**Please add your thoughts below. (You might want to include the following; What inspired my topic?  
What were the challenges? How did I overcome them? What did I enjoy?  
Would I change anything?)**

.....  
.....  
.....  
.....  
.....  
.....  
.....  
.....  
.....

**Section 6:**

**PROJECT**

**Open Homework Completed Yes / No**

**IRP Topic** .....

**Date Presented** .....

**I presented it to** .....

**Staff Initial** .....

**Please complete the two Success Criteria**

**Pupil's classmate**

**What did we learn from the presentation?** .....

.....

**What was the WOW part of the presentation?** .....

.....

**How could he improve the presentation?** .....

.....

.....

**Presenter**

**Why did I choose my project topic?** .....

.....

**How did I feel before making the presentation?** .....

.....

**What was the best part of my project work?** .....

.....

**How will I improve my next presentation and display?** .....

.....

.....